

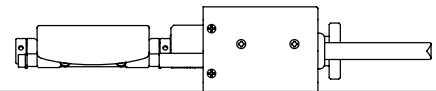
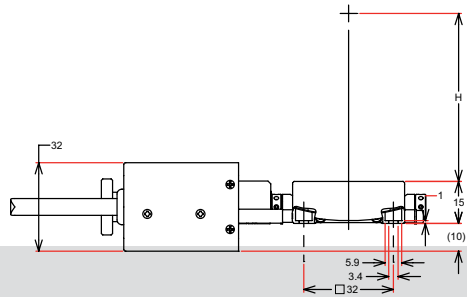
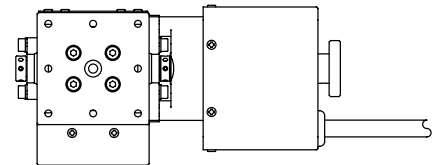
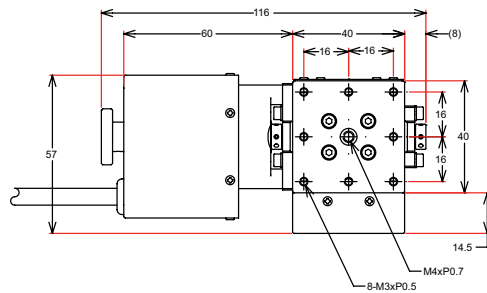
Extended Contact Bearing Motorized Goniometers

- New manufacturing process allows extended contact bearing ways to be machined into the body of the stage, making the goniometer simpler, smaller and stronger.
- Centering accuracy is 10x better than typical dovetail goniometers.
- Available in right hand or left hand configurations.
- Stainless steel body.
- Centering pin for aligning two axis stacks.
- 5 phase motors compatible with all PAT and SHOT controllers.



Part No. 514-4060/4075

Part No. 514-4060-R/4075-R



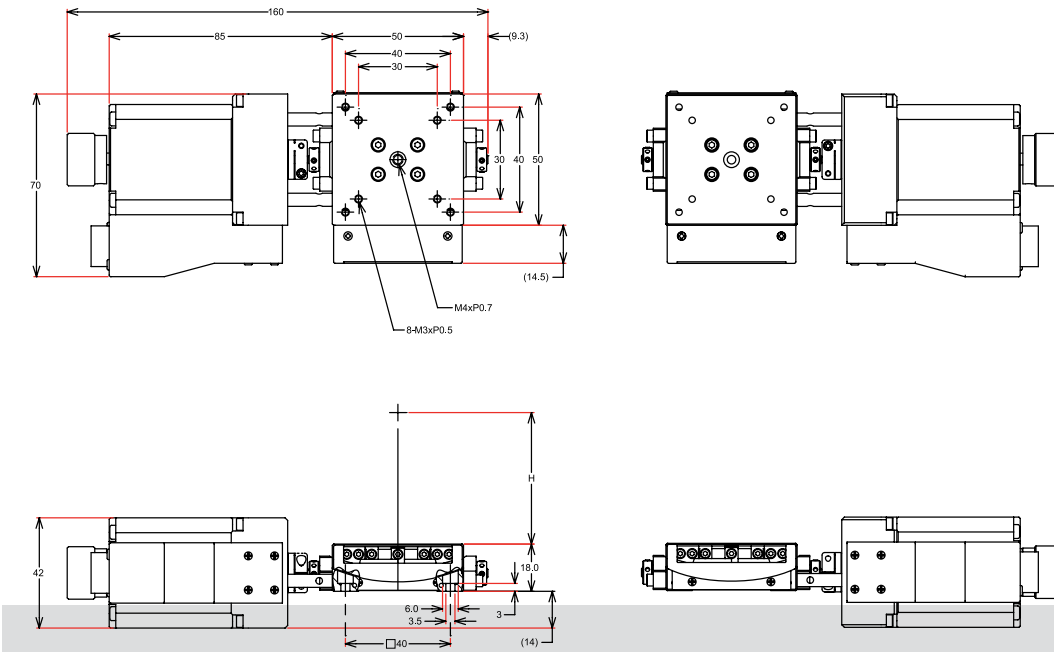
EXTENDED CONTACT BEARING MOTORIZED GONIOMETER 40MM

ORDERING
 &
 TECHNICAL SUPPORT
 (949) 851-5881
 FAX (949) 851-5058
 E-MAIL
 sales@optosigma.com
 WEB
 www.optosigma.com



Part No. 514-5050/5068/5086

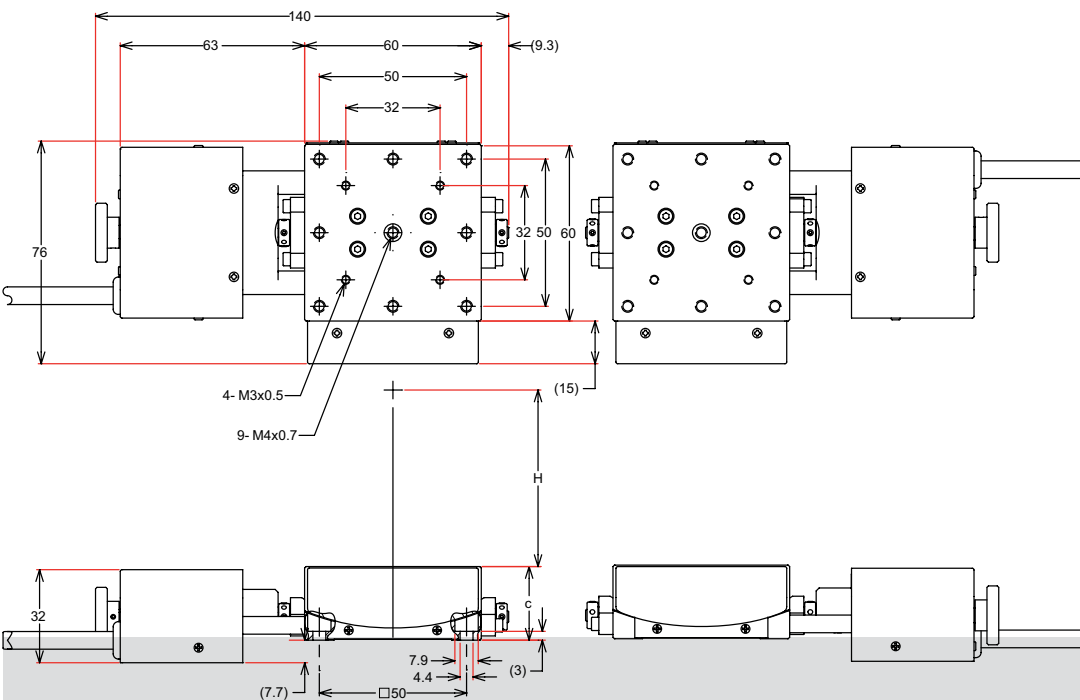
Part No. 514-5050-R/5068-R/5086-R



EXTENDED CONTACT BEARING MOTORIZED GONIOMETER 50MM

Part No. 514-6010/6060/6085

Part No. 514-6010-R/6060-R/6085-R



EXTENDED CONTACT BEARING MOTORIZED GONIOMETER 60MM

- Piezo Stages
- Linear Stages
- Rotation Stages
- ZF Stages
- Motorized Optics Holders
- Goniometers**
- GS Closed Loop Stages
- Controllers & Drivers
- Cables & Accessories
- Software

ORDERING
&
TECHNICAL SUPPORT
(949) 851-5881
FAX (949) 851-5058
E-MAIL
sales@optosigma.com
WEB
www.optosigma.com

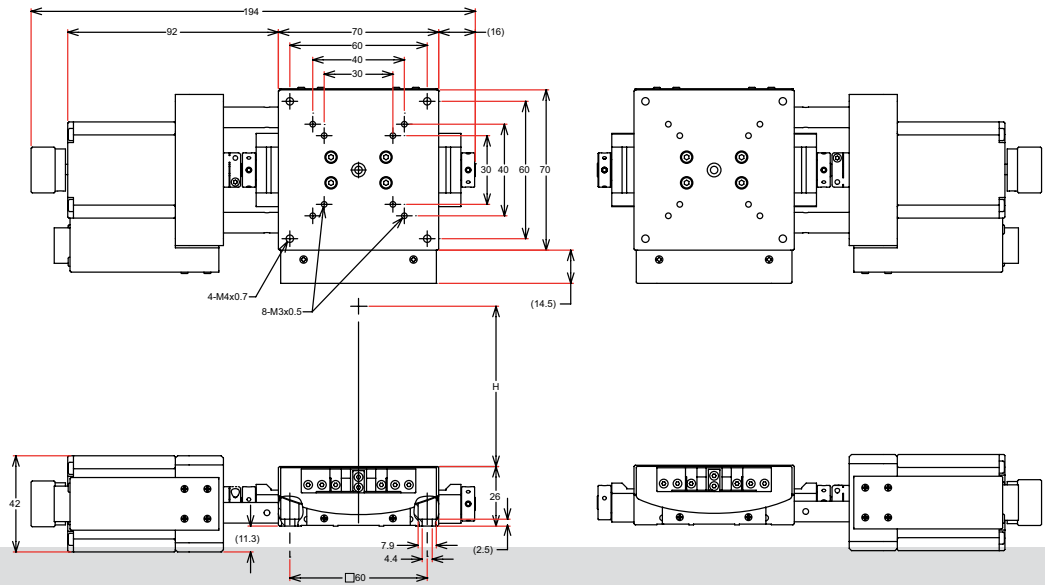


MOTOR STAGES

- Piezo Stages
- Linear Stages
- Rotation Stages
- ZF Stages
- Motorized Optics Holders
- Goniometers**
- GS Closed Loop Stages
- Controllers & Drivers
- Cables & Accessories
- Software

Part No. 514-7012/7070/7096

Part No. 514-7012-R/7070-R/7096-R



EXTENDED CONTACT BEARING MOTORIZED GONIOMETER 70MM



ORDERING
&
TECHNICAL SUPPORT
(949) 851-5881
FAX (949) 851-5058
E-MAIL
sales@optosigma.com
WEB
www.optosigma.com

Becoming your OEM supplier means winning your trust, both in our products and in our people. We like to build relationships with our customers by visiting with you in person to better understand all of your production requirements.



Drawings including 3D models are available upon request for opto-mechanical and motorized products

Specifications & Tolerances

Guide Extended	Contact Ball Bearing
Stage material	Stainless Electroless Ni
Rotation center displacement	<0.01mm
Positional Repeatability	0.008°
Lost motion	0.02°

- Piezo Stages
- Linear Stages
- Rotation Stages
- ZF Stages
- Motorized Optics Holders
- Goniometers**
- GS Closed Loop Stages
- Controllers & Drivers
- Cables & Accessories
- Software

$$\text{Resolution (arc seconds per Full Step)} = \frac{1 \text{ Stage Rev}}{G \text{ Motor Rev}} \times \frac{1 \text{ Motor Rev}}{500 \text{ Full Steps}} \times \frac{360^\circ}{1 \text{ Stage Rev}} \times \frac{3600 \text{ arc-sec}}{1^\circ},$$

where 1/G is the gear ratio of the worm gear.

Extended Contact Bearing Motorized Goniometers

Table Size	Stage Height, c (mm)	Rotation Center Height, H (±0.1 mm)	Travel (°)	Load Capacity (Kg)	Max. Speed (°/sec)	Resolution arcsec	Stiffness (arcsec/N*cm)	Price	Model	PART NUMBER
40 x 40	15	60	±5	2	10	7.8	0.6		GOHTM-40A60	514-4060
40 x 40	15	60	±5	2	10	7.8	0.6		GOHTM-40A60R	514-4060-R
40 x 40	15	75	±4	2	10	6.4	0.6		GOHTM-40A75	514-4075
40 x 40	15	75	±4	2	10	6.4	0.6		GOHTM-40A75R	514-4075-R
50 x 50	18	50	±10	3	8.9	11.2	0.4		GOHTM-50A50	514-5050
50 x 50	18	50	±10	3	8.9	11.2	0.4		GOHTM-50A50R	514-5050-R
50 x 50	18	68	±8	3	8.9	8.6	0.4		GOHTM-50A68	514-5068
50 x 50	18	68	±8	3	8.9	8.6	0.4		GOHTM-50A68R	514-5068-R
50 x 50	18	86	±6	3	8.9	6.9	0.4		GOHTM-50A86	514-5086
50 x 50	18	86	±6	3	8.9	6.9	0.4		GOHTM-50A86R	514-5086-R
60 x 60	25	60	±14	3	10	10.5	0.3		GOHTM-60A60	514-6060
60 x 60	25	60	±14	3	10	10.5	0.3		GOHTM-60A60R	514-6060-R
60 x 60	20	85	±9	3	8	8.3	0.3		GOHTM-60A85	514-6085
60 x 60	20	85	±9	3	8	8.3	0.3		GOHTM-60A85R	514-6085-R
60 x 60	20	105	±7	3	6.6	6.8	0.3		GOHTM-60A105	514-6010
60 x 60	20	105	±7	3	6.6	6.8	0.3		GOHTM-60A105R	514-6010-R
70 x 70	26	70	±10	5	7.8	9.5	0.1		GOHTM-70A70	514-7070
70 x 70	26	70	±10	5	7.8	9.5	0.1		GOHTM-70A70R	514-7070-R
70 x 70	26	96	±8	5	6	7.2	0.1		GOHTM-70A96	514-7096
70 x 70	26	96	±8	5	6	7.2	0.1		GOHTM-70A96R	514-7096-R
70 x 70	26	122	±6	5	4.8	5.8	0.1		GOHTM-70A122	514-7012
70 x 70	26	122	±6	5	4.8	5.8	0.1		GOHTM-70A122R	514-7012-R

ORDERING
&
TECHNICAL SUPPORT
(949) 851-5881
FAX (949) 851-5058
E-MAIL
sales@optosigma.com
WEB
www.optosigma.com

